





# A SURVEY OF FLORIDA VOTERS ONE YEAR BEFORE THE PRESIDENTIAL PRIMARY

March 2019



**BENDIXEN  
& AMANDI**  
INTERNATIONAL

Research | Strategies | Media



# Methodology

Sample size	602 interviews with registered Florida voters likely to participate in the 2020 General Election, with an oversample of 300 registered Democrats
Dates of interviews	March 1-4, 2019
Margin of error	+/- 4.0 percentage points
Languages of interviews	English, Spanish

# In your opinion what is the most important problem or issue currently facing the State of Florida?

<b>Global Climate Change/ Environmental Concerns</b>	<b>17%</b>	Division of the Political Parties	4%
Jobs and the Economy	12%	Crime	4%
Immigration	10%	Overdevelopment	3%
Healthcare / Medicare	9%	Traffic	3%
Education	8%	Taxes	2%
President Trump	6%	Other	11%
Gun Violence	5%	Don't know / No answer	6%





## Do you have a favorable or unfavorable opinion of Florida Governor **Ron DeSantis**?

Very / Somewhat Favorable



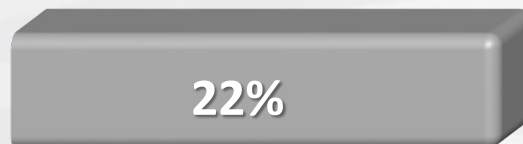
Somewhat / Very Unfavorable



Do not recognize



No answer





## Do you have a favorable or unfavorable opinion of Florida Governor **Ron DeSantis**?

*BY AGE*

	18-29	30-49	50-64	65+
Favorable	34%	56%	50%	51%
Unfavorable	30%	20%	21%	24%
Do not recognize	5%	4%	6%	4%
Don't know / No answer	31%	20%	23%	21%



## Do you have a favorable or unfavorable opinion of Florida Governor **Ron DeSantis**?

*BY PARTY*

	Democrat	Republican	Independent
Favorable	29%	76%	40%
Unfavorable	37%	7%	25%
Do not recognize	7%	3%	4%
Don't know / No answer	27%	14%	31%



## Do you have a favorable or unfavorable opinion of Florida Governor **Ron DeSantis**?

*BY ETHNICITY*

	White-Anglo	African-American	Hispanic
Favorable	58%	21%	43%
Unfavorable	20%	31%	22%
Do not recognize	3%	10%	8%
Don't know / No answer	19%	38%	27%



## Do you have a favorable or unfavorable opinion of Florida Governor **Ron DeSantis**?

*BY HISPANIC ORIGIN*

	Cuban	Non-Cuban Hispanic
Favorable	60%	39%
Unfavorable	10%	24%
Do not recognize	-	8%
Don't know / No answer	30%	29%





## Do you have a favorable or unfavorable opinion of Florida Governor **Ron DeSantis**?


*BY LANGUAGE OF INTERVIEW*

	English	Spanish
Favorable	50%	44%
Unfavorable	23%	18%
Do not recognize	4%	9%
Don't know / No answer	23%	29%

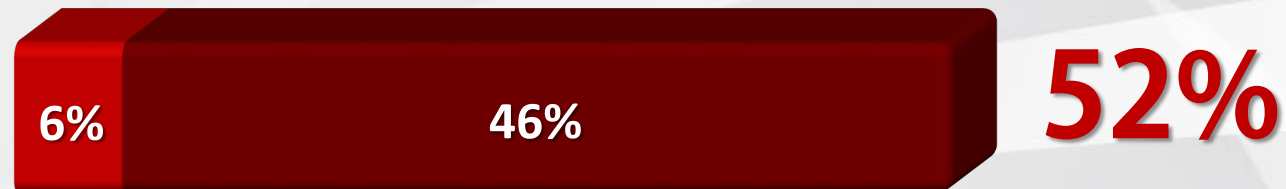


## Do you have a favorable or unfavorable opinion of President **Donald Trump**?


Very / Somewhat Favorable



Somewhat / Very Unfavorable



No answer





## Do you have a favorable or unfavorable opinion of President **Donald Trump**?

*BY AGE*

	18-29	30-49	50-64	65+
Favorable	26%	45%	43%	<b>53%</b>
Unfavorable	<b>66%</b>	<b>52%</b>	<b>53%</b>	40%
Don't know / No answer	8%	3%	4%	7%



## Do you have a favorable or unfavorable opinion of President **Donald Trump**?

*BY PARTY*

	Democrat	Republican	Independent
Favorable	18%	<b>76%</b>	31%
Unfavorable	<b>76%</b>	21%	<b>66%</b>
Don't know / No answer	6%	3%	3%





# Do you have a favorable or unfavorable opinion of President **Donald Trump**?

*BY ETHNICITY*

	White-Anglo	African-American	Hispanic
Favorable	<b>50%</b>	15%	40%
Unfavorable	46%	<b>73%</b>	<b>55%</b>
Don't know / No answer	4%	12%	5%



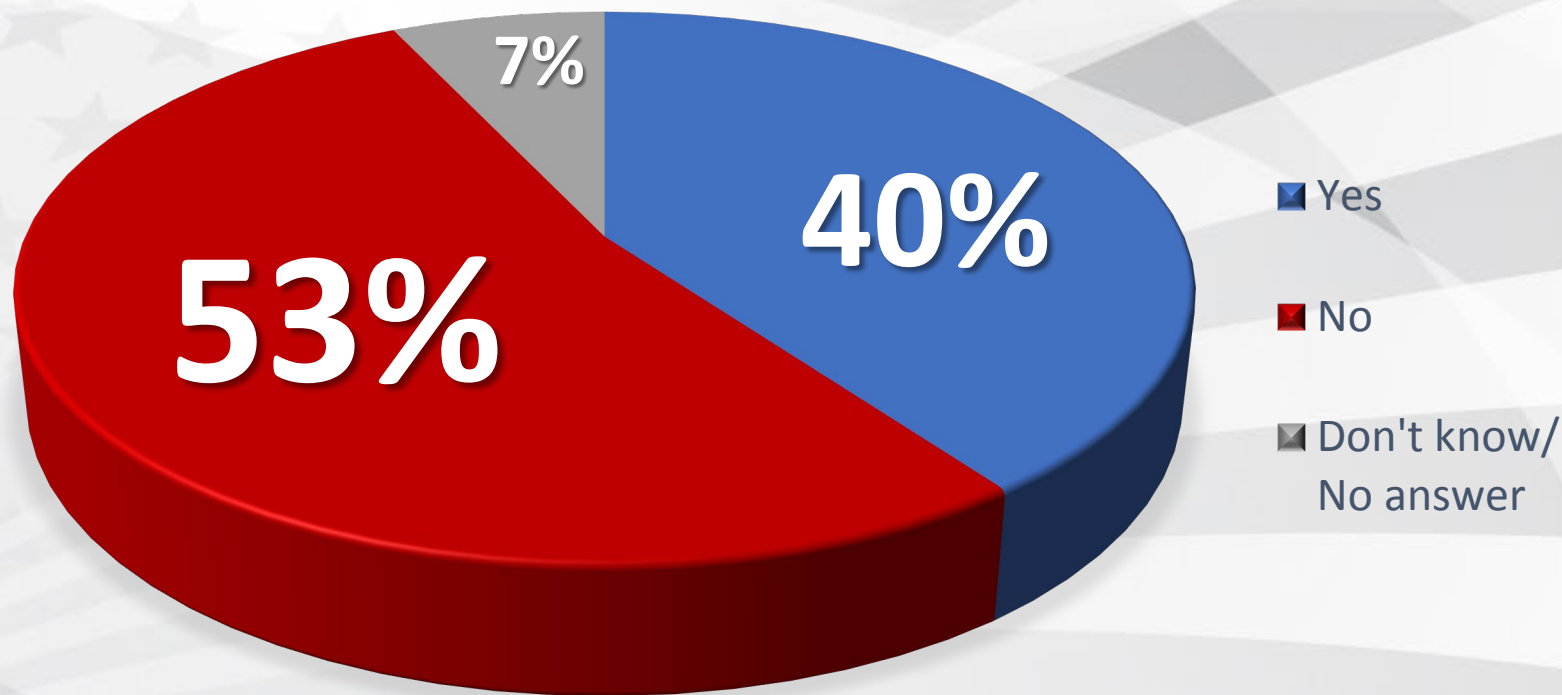
## Do you have a favorable or unfavorable opinion of President **Donald Trump**?

*BY LANGUAGE OF INTERVIEW*

	English	Spanish
Favorable	43%	43%
Unfavorable	51%	53%
Don't know / No answer	6%	4%



# Do you believe that Donald Trump should be re-elected in 2020 as President of the United States?





# Do you believe that Donald Trump should be re-elected in 2020 as President of the United States?

*BY AGE*

	18-29	30-49	50-64	65+
Yes	24%	40%	41%	<b>48%</b>
No	<b>63%</b>	<b>55%</b>	<b>56%</b>	40%
Don't know / No answer	13%	5%	3%	12%





# Do you believe that Donald Trump should be re-elected in 2020 as President of the United States?

*BY PARTY*

	Democrat	Republican	Independent
Yes	14%	<b>72%</b>	29%
No	<b>77%</b>	23%	<b>63%</b>
Don't know / No answer	9%	5%	8%



# Do you believe that Donald Trump should be re-elected in 2020 as President of the United States?

*BY REGION OF FLORIDA*

	Southeast	I-4 Corridor	Panhandle	Southwest
Yes	32%	39%	48%	48%
No	58%	56%	43%	49%
Don't know / No answer	10%	5%	9%	3%



# Do you believe that Donald Trump should be re-elected in 2020 as President of the United States?

*By ETHNICITY*

	White-Anglo	African-American	Hispanic
Yes	<b>48%</b>	14%	32%
No	48%	<b>69%</b>	<b>60%</b>
Don't know / No answer	4%	17%	8%



# Do you believe that Donald Trump should be re-elected in 2020 as President of the United States?

*By HISPANIC ORIGIN*

	Cuban	Non-Cuban Hispanic
Yes	<b>62%</b>	20%
No	33%	<b>71%</b>
Don't know / No answer	5%	9%





# Do you believe that Donald Trump should be re-elected in 2020 as President of the United States?

*BY EDUCATION*

	Highschool or less	Some College	College Graduate
Yes	<b>48%</b>	46%	34%
No	41%	47%	<b>62%</b>
Don't know / No answer	11%	7%	4%



# Do you believe that Donald Trump should be re-elected in 2020 as President of the United States?

*By POLITICAL IDEOLOGY*

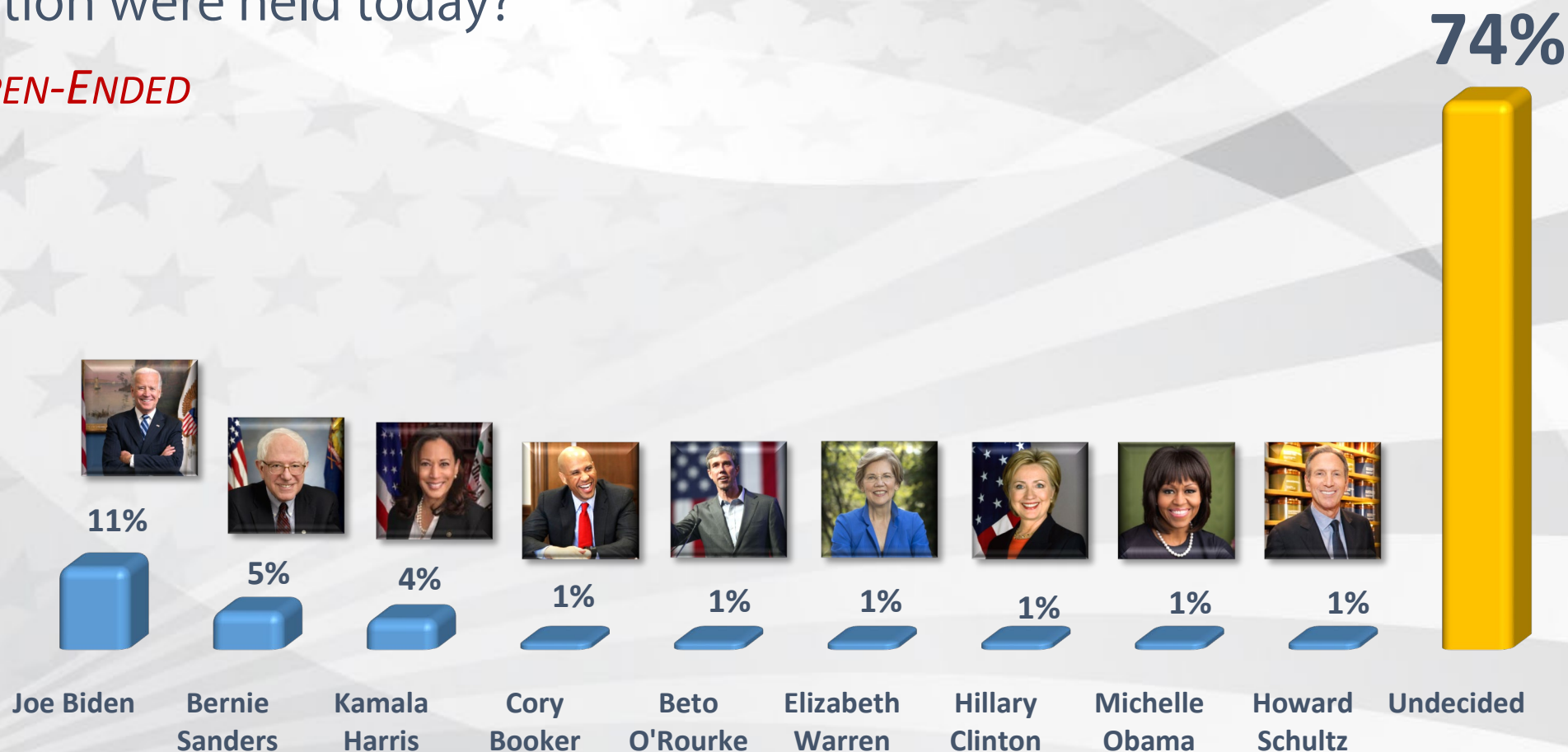
	Conservative	Moderate	Liberal
Yes	<b>72%</b>	27%	6%
No	20%	<b>66%</b>	<b>90%</b>
Don't know / No answer	8%	7%	4%



# Florida's Democratic Presidential Primary

There will be a Democratic Presidential Primary election in Florida on March 17<sup>th</sup>, 2020 to determine the Democratic Party nominee for President.  
For whom would you vote to be the Democratic Presidential Nominee in 2020 if the election were held today?

*ASKED OPEN-ENDED*





There will be a Democratic Presidential Primary election in Florida on March 17<sup>th</sup>, 2020 to determine the Democratic Party nominee for President.  
For whom would you vote to be the Democratic Presidential Nominee in 2020 if the election were held today?

*ASKED OPEN-ENDED, BY AGE*

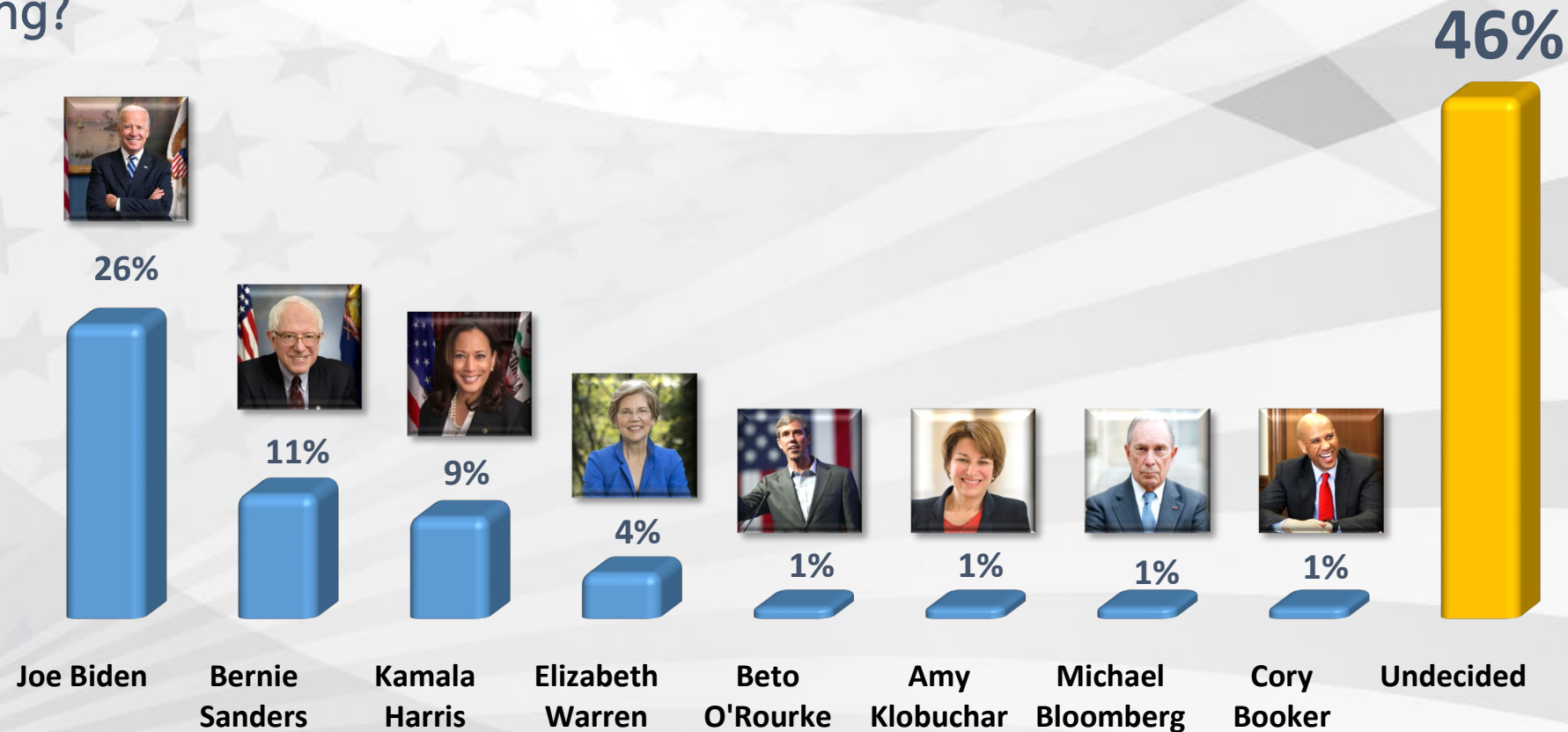
	18-49	50-64	65+
Joe Biden	8%	15%	9%
Bernie Sanders	7%	3%	6%
Kamala Harris	2%	8%	3%
Elizabeth Warren	1%	4%	-
Undecided	80%	60%	80%

There will be a Democratic Presidential Primary election in Florida on March 17<sup>th</sup>, 2020 to determine the Democratic Party nominee for President.  
For whom would you vote to be the Democratic Presidential Nominee in 2020 if the election were held today?

*ASKED OPEN-ENDED, BY ETHNICITY*

	White-Anglo	African-American	Hispanic
Joe Biden	8%	15%	14%
Bernie Sanders	5%	5%	8%
Kamala Harris	5%	1%	2%
Elizabeth Warren	1%	1%	2%
Undecided	76%	69%	68%

There will be a Democratic Presidential Primary election in Florida on March 17th 2020 to determine the Democratic Party nominee for President. For whom would you vote if the election were held today and the candidates were: Joe Biden, Michael Bloomberg, Cory Booker, Sherrod Brown, Pete Buttigieg, Julian Castro, John Delaney, Kirsten Gillibrand, Tulsi Gabbard, Kamala Harris, John Hickenlooper, Jay Inslee, Amy Klobuchar, Beto O'Rourke, Bernie Sanders, Elizabeth Warren or Andrew Yang?



There will be a Democratic Presidential Primary election in Florida on March 17th 2020 to determine the Democratic Party nominee for President. For whom would you vote if the election were held today and the candidates were: Joe Biden, Michael Bloomberg, Cory Booker, Sherrod Brown, Pete Buttigieg, Julian Castro, John Delaney, Kirsten Gillibrand, Tulsi Gabbard, Kamala Harris, John Hickenlooper, Jay Inslee, Amy Klobuchar, Beto O'Rourke, Bernie Sanders, Elizabeth Warren or Andrew Yang?

**BY AGE**

	18-49	50-64	65+
Joe Biden	32%	25%	17%
Bernie Sanders	13%	11%	10%
Kamala Harris	9%	13%	6%
Elizabeth Warren	2%	6%	4%
Cory Booker	1%	3%	-
Undecided	44%	41%	55%



There will be a Democratic Presidential Primary election in Florida on March 17th 2020 to determine the Democratic Party nominee for President. For whom would you vote if the election were held today and the candidates were: Joe Biden, Michael Bloomberg, Cory Booker, Sherrod Brown, Pete Buttigieg, Julian Castro, John Delaney, Kirsten Gillibrand, Tulsi Gabbard, Kamala Harris, John Hickenlooper, Jay Inslee, Amy Klobuchar, Beto O'Rourke, Bernie Sanders, Elizabeth Warren or Andrew Yang?

*By ETHNICITY*

	White-Anglo	African-American	Hispanic
Joe Biden	22%	31%	30%
Bernie Sanders	12%	8%	12%
Kamala Harris	10%	8%	2%
Elizabeth Warren	2%	5%	2%
Cory Booker	1%	1%	2%
Undecided	47%	45%	52%

There will be a Democratic Presidential Primary election in Florida on March 17th 2020 to determine the Democratic Party nominee for President. For whom would you vote if the election were held today and the candidates were: Joe Biden, Michael Bloomberg, Cory Booker, Sherrod Brown, Pete Buttigieg, Julian Castro, John Delaney, Kirsten Gillibrand, Tulsi Gabbard, Kamala Harris, John Hickenlooper, Jay Inslee, Amy Klobuchar, Beto O'Rourke, Bernie Sanders, Elizabeth Warren or Andrew Yang?

*BY POLITICAL IDEOLOGY*

	Conservative	Moderate	Liberal
Joe Biden	25%	27%	25%
Bernie Sanders	8%	9%	19%
Kamala Harris	3%	7%	18%
Elizabeth Warren	2%	7%	1%
Cory Booker	2%	-	2%
Undecided	56%	49%	34%

There will be a Democratic Presidential Primary election in Florida on March 17th 2020 to determine the Democratic Party nominee for President. For whom would you vote if the election were held today and the candidates were: Joe Biden, Michael Bloomberg, Cory Booker, Sherrod Brown, Pete Buttigieg, Julian Castro, John Delaney, Kirsten Gillibrand, Tulsi Gabbard, Kamala Harris, John Hickenlooper, Jay Inslee, Amy Klobuchar, Beto O'Rourke, Bernie Sanders, Elizabeth Warren or Andrew Yang?

*BY LANGUAGE OF INTERVIEW*

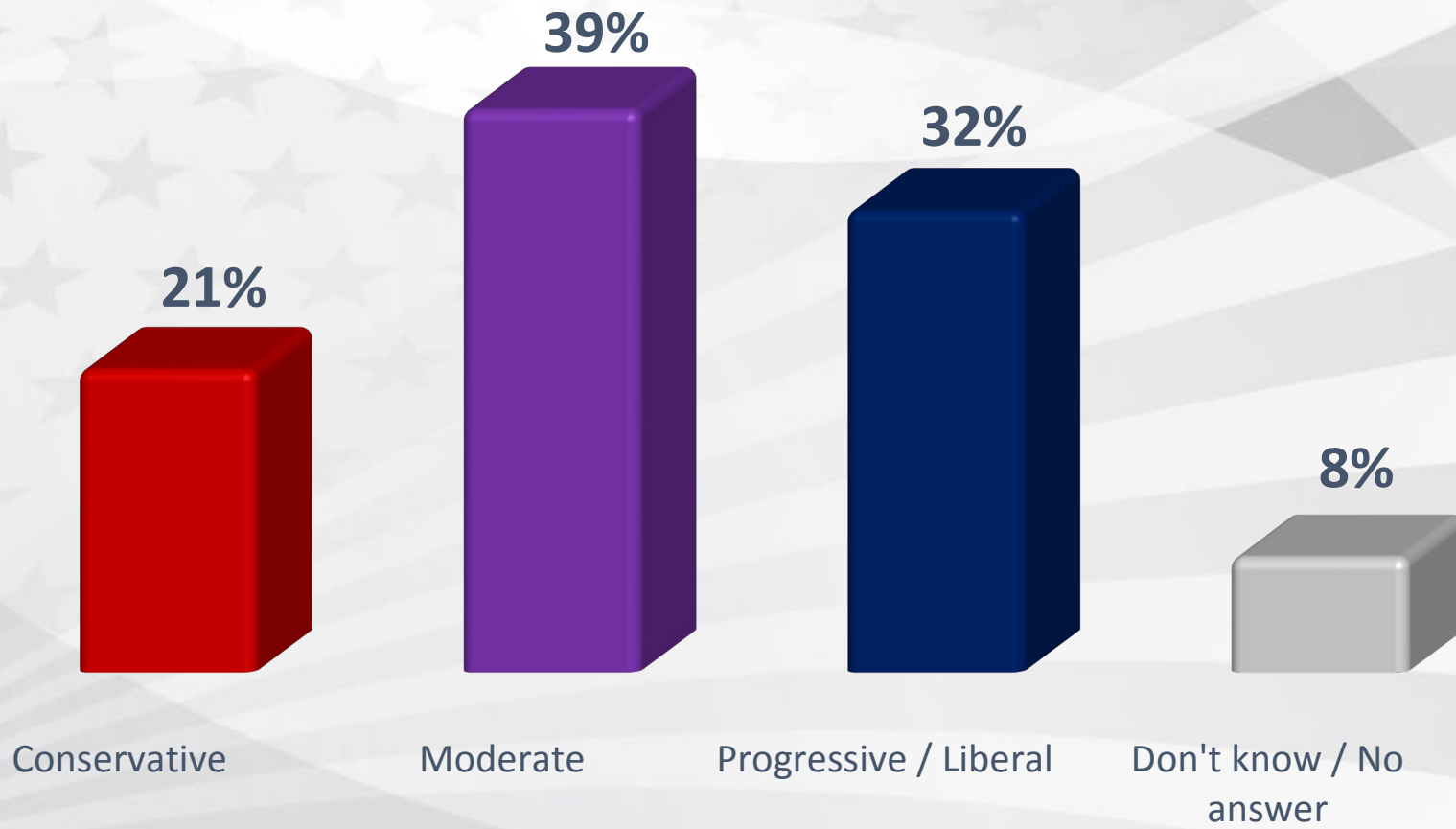
	English	Spanish
Joe Biden	25%	33%
Bernie Sanders	11%	9%
Kamala Harris	10%	-
Elizabeth Warren	4%	-
Cory Booker	1%	3%
Undecided	45%	55%



# Florida Democratic Presidential Primary Demographics



# Political Philosophy

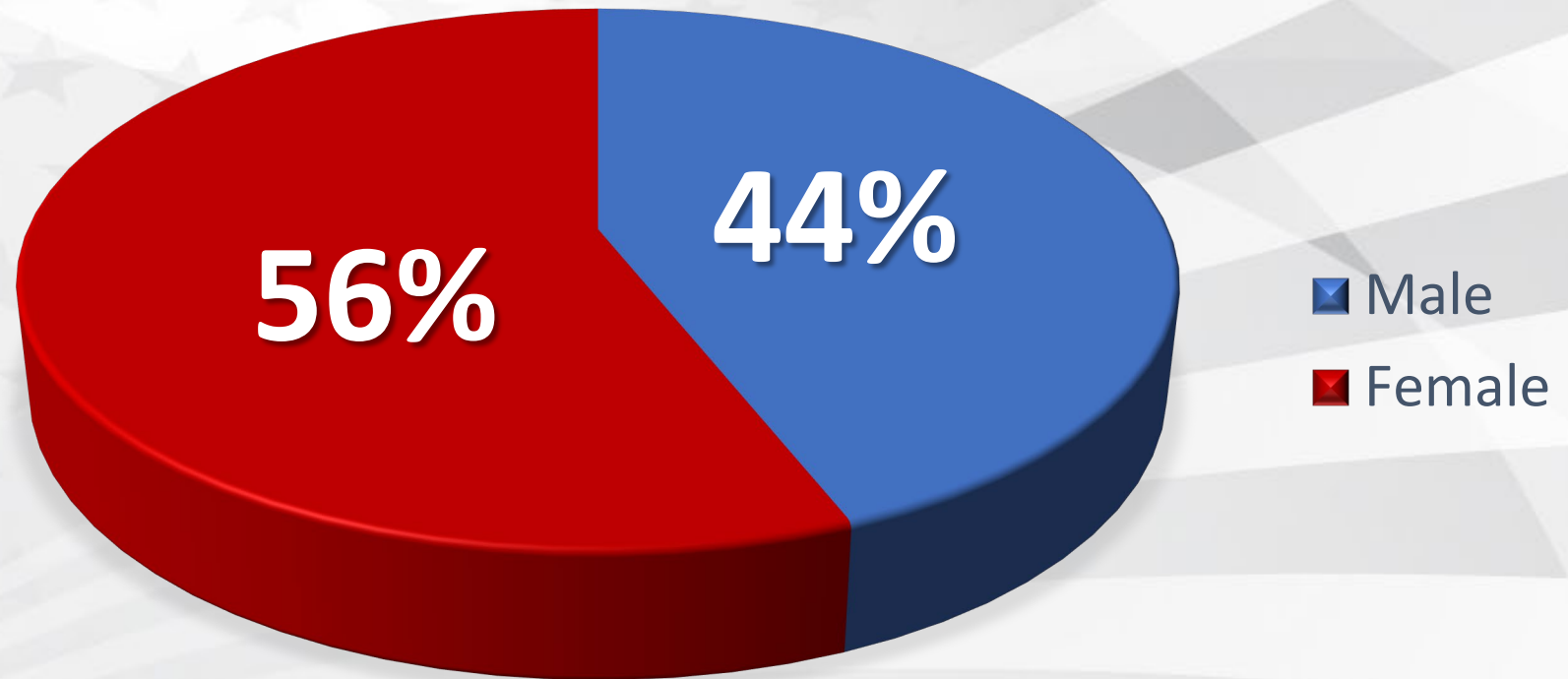


# Political Philosophy

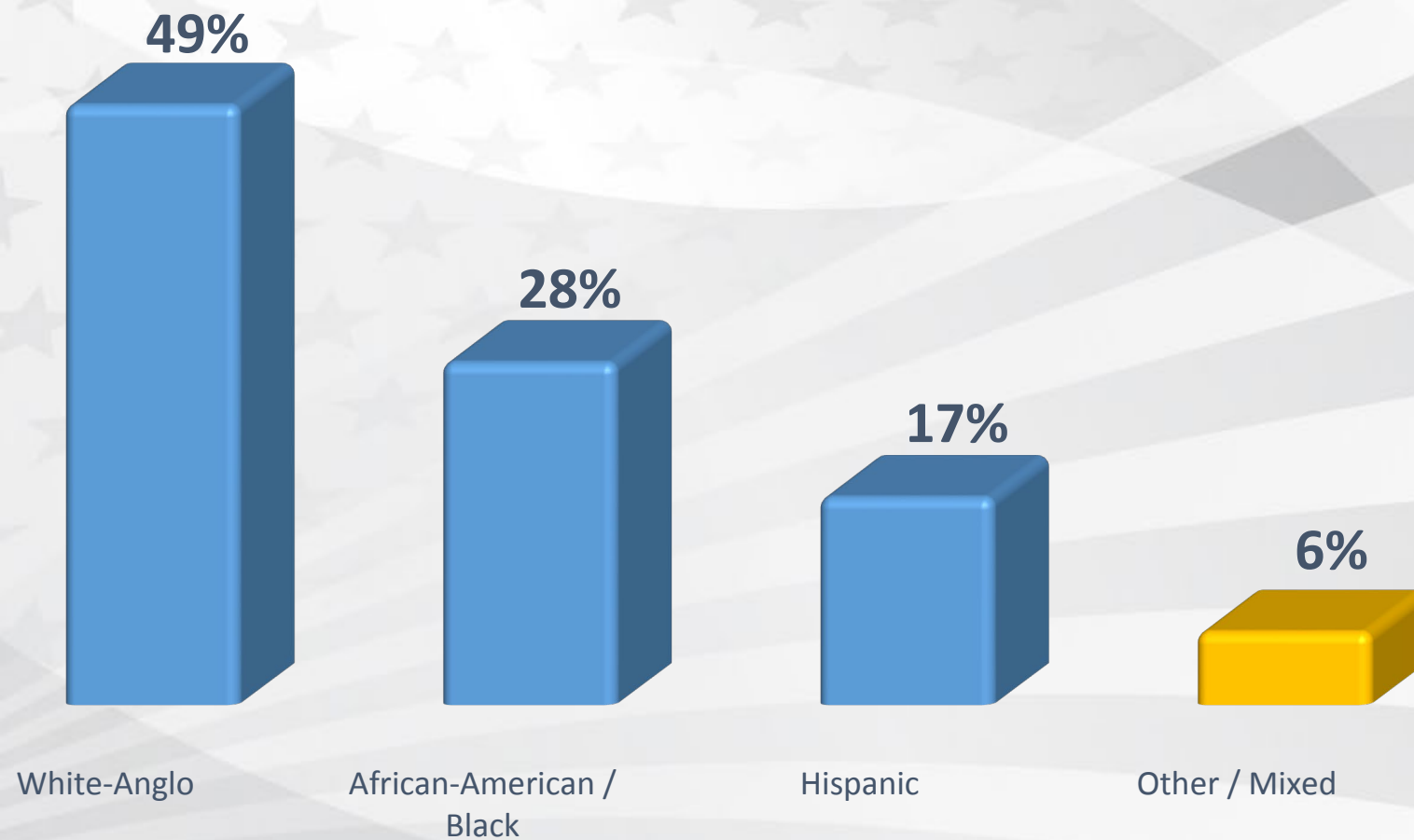
*BY AGE*

	18-49	50-64	65+
Conservative	19%	20%	28%
Moderate	32%	48%	38%
Progressive / Liberal	39%	27%	28%
Don't know / No answer	10%	5%	6%

# Gender



# Ethnicity

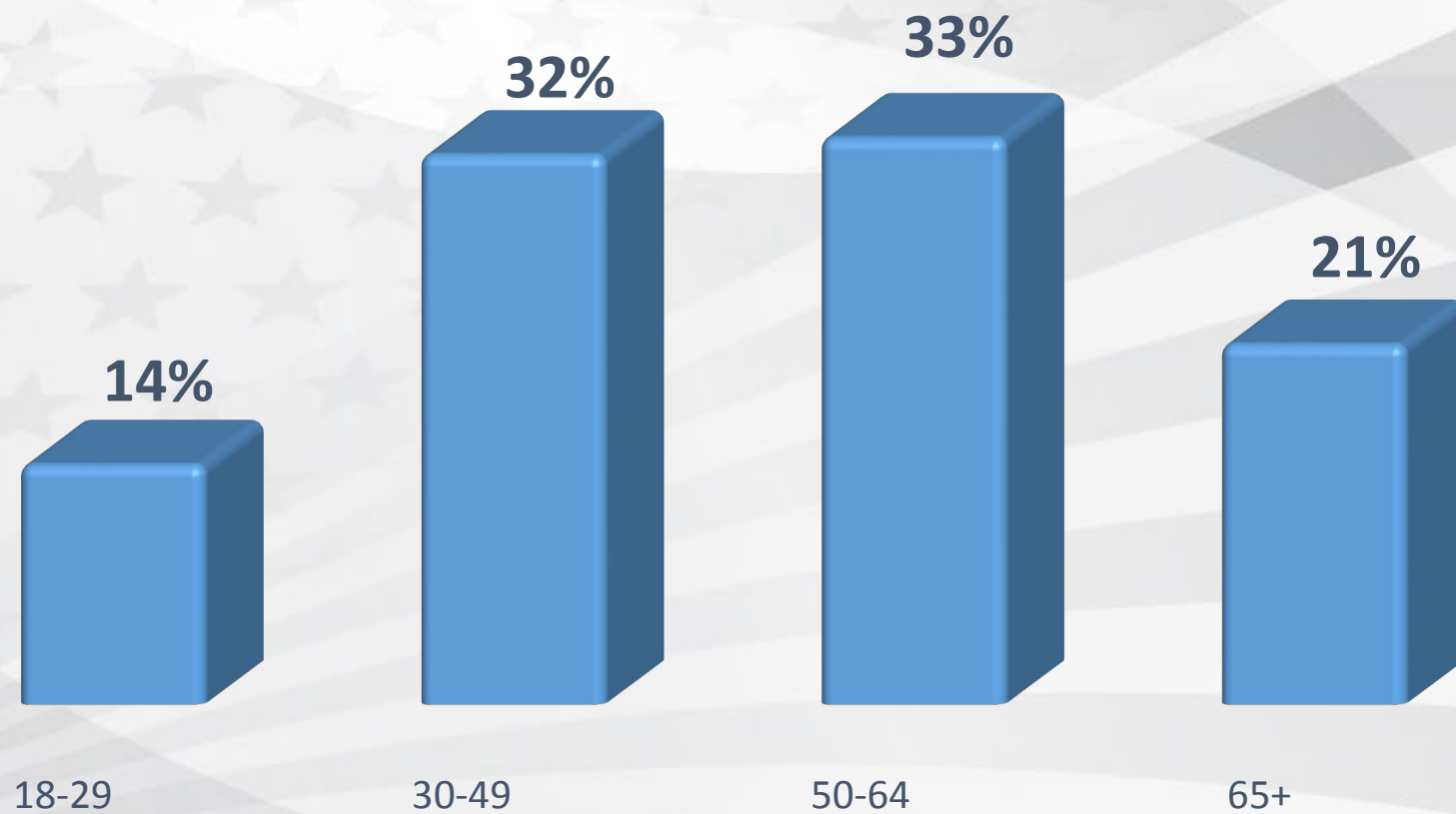




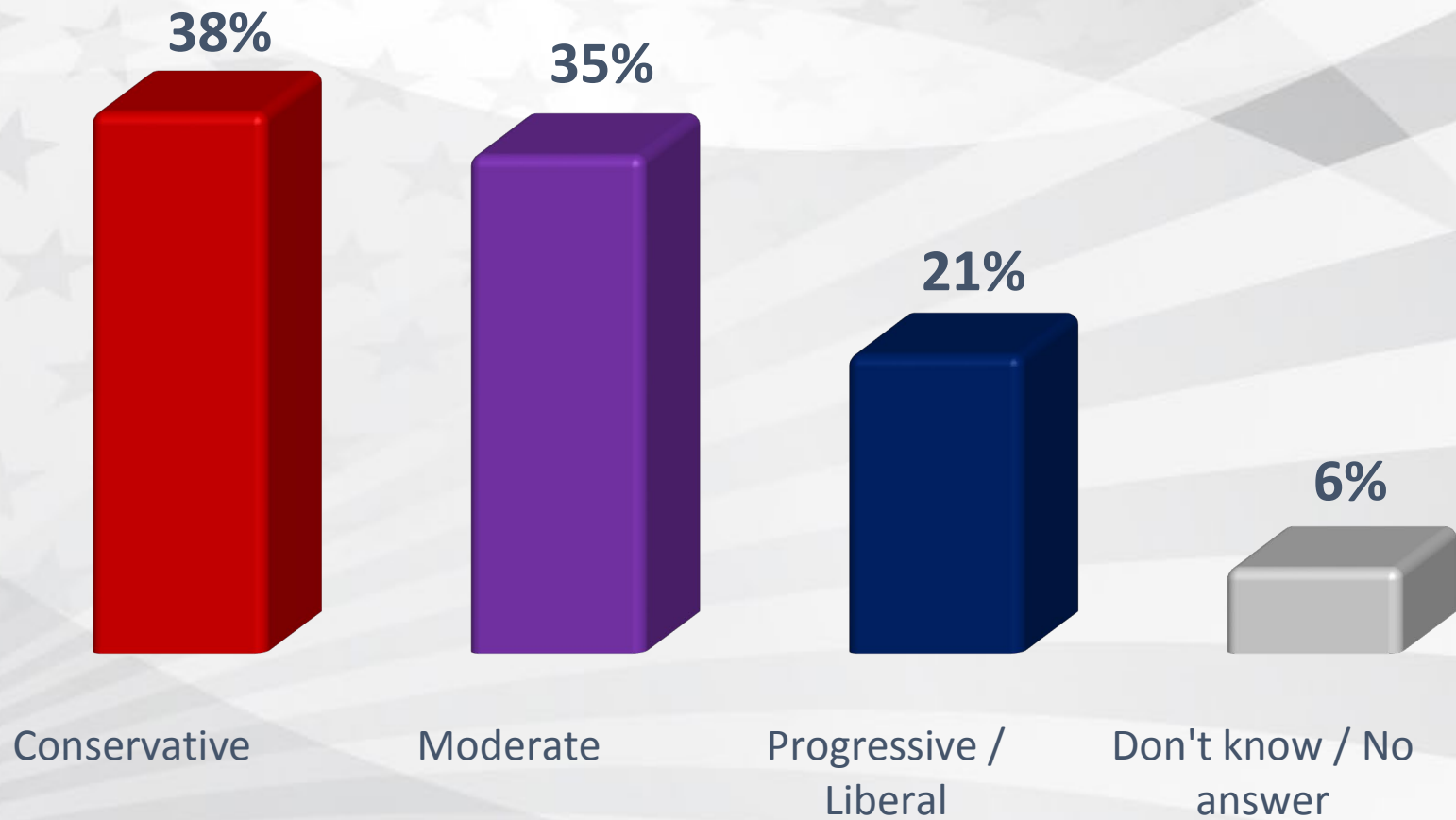


# Florida General Election Demographics

# Age



# Political Philosophy



# Political Philosophy

*BY AGE*

	18-29	30-49	50-64	65+
Conservative	30%	35%	36%	49%
Moderate	29%	32%	45%	30%
Progressive / Liberal	36%	23%	16%	16%
Don't know / No answer	5%	10%	3%	5%



# Political Philosophy

*BY PARTY*

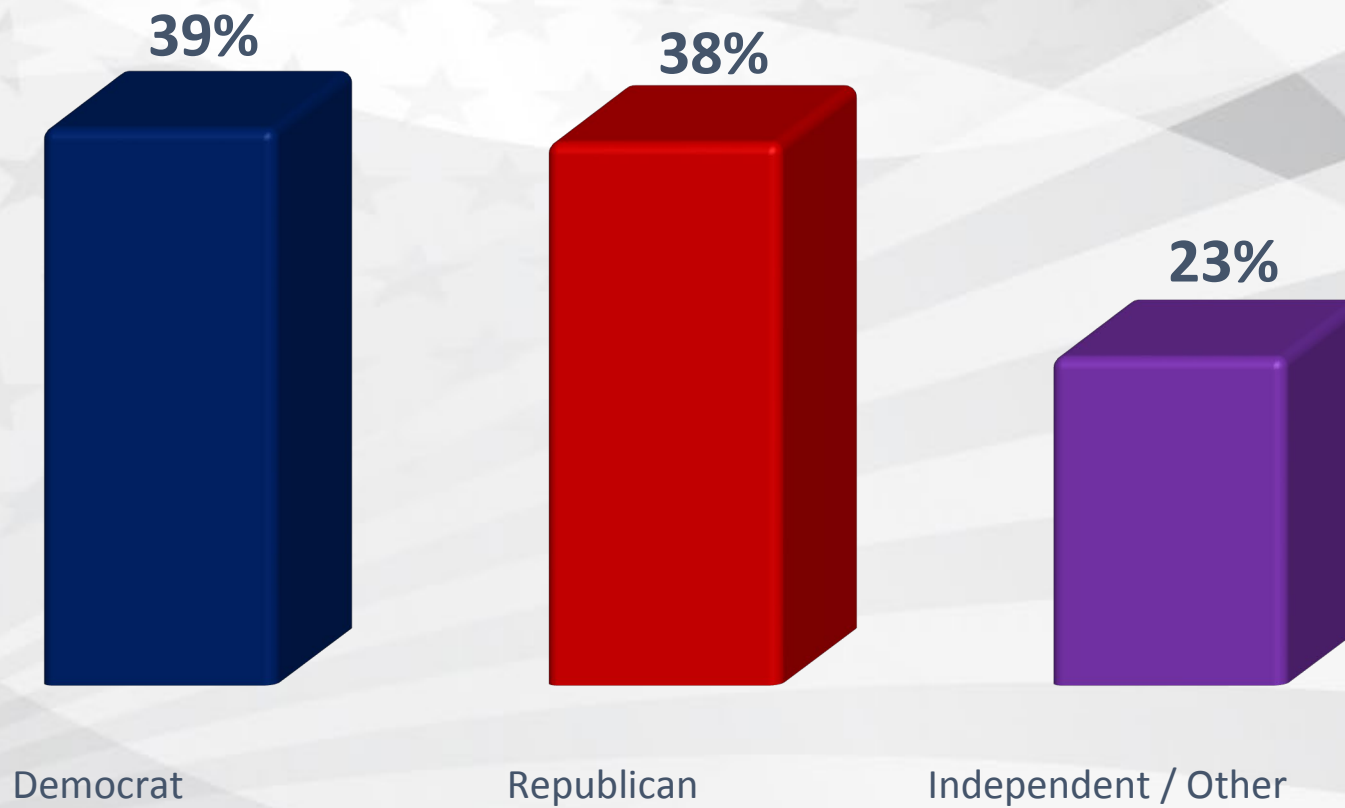
	Democrat	Republican	Independent
Conservative	21%	63%	24%
Moderate	39%	28%	41%
Progressive / Liberal	32%	6%	25%
Don't know / No answer	8%	3%	10%

# Political Philosophy

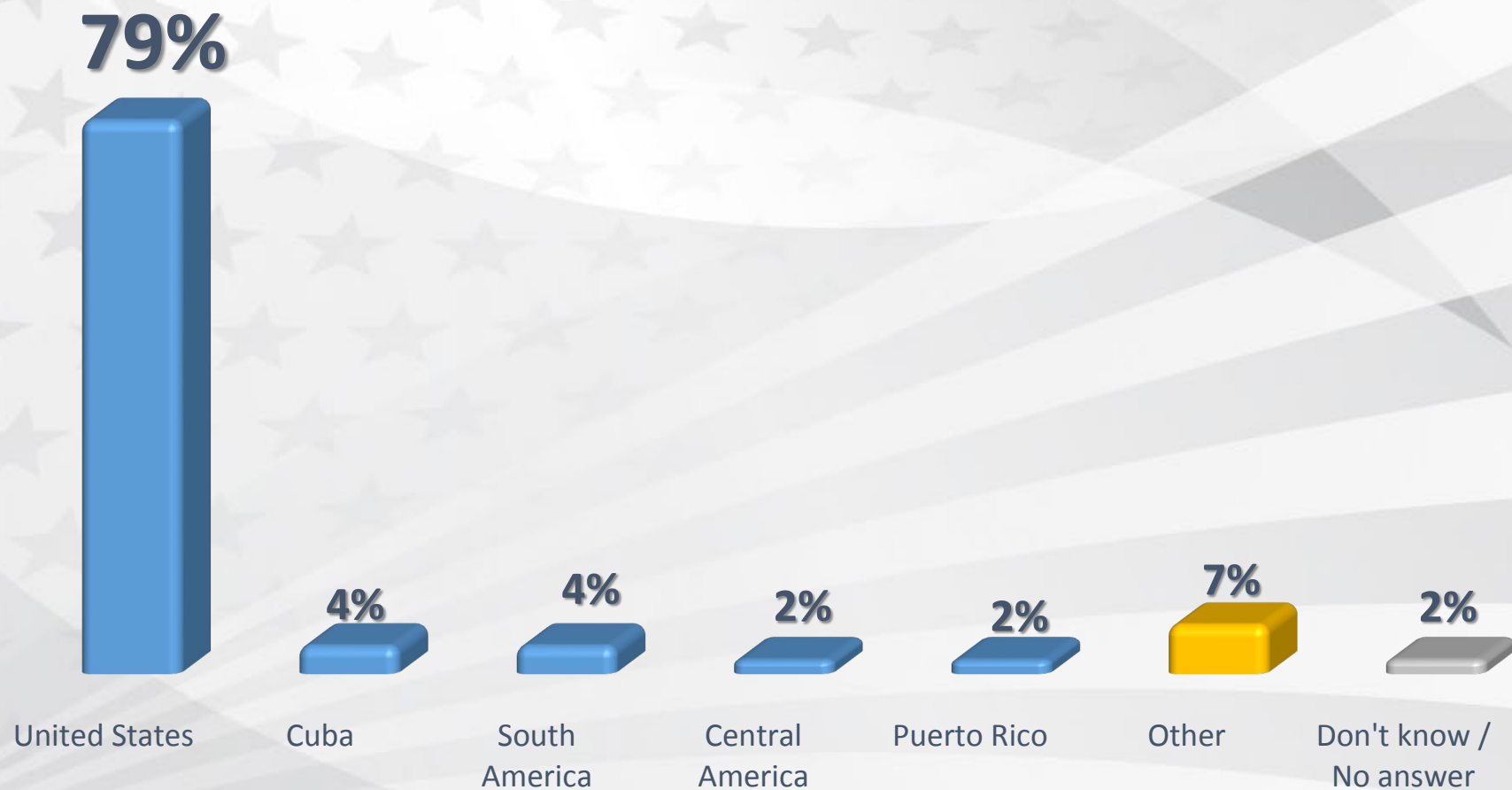
*BY RACE*

	White-Anglo	African-American	Hispanic
Conservative	42%	20%	36%
Moderate	36%	32%	36%
Progressive / Liberal	19%	30%	20%
Don't know / No answer	3%	18%	8%

# Political Party

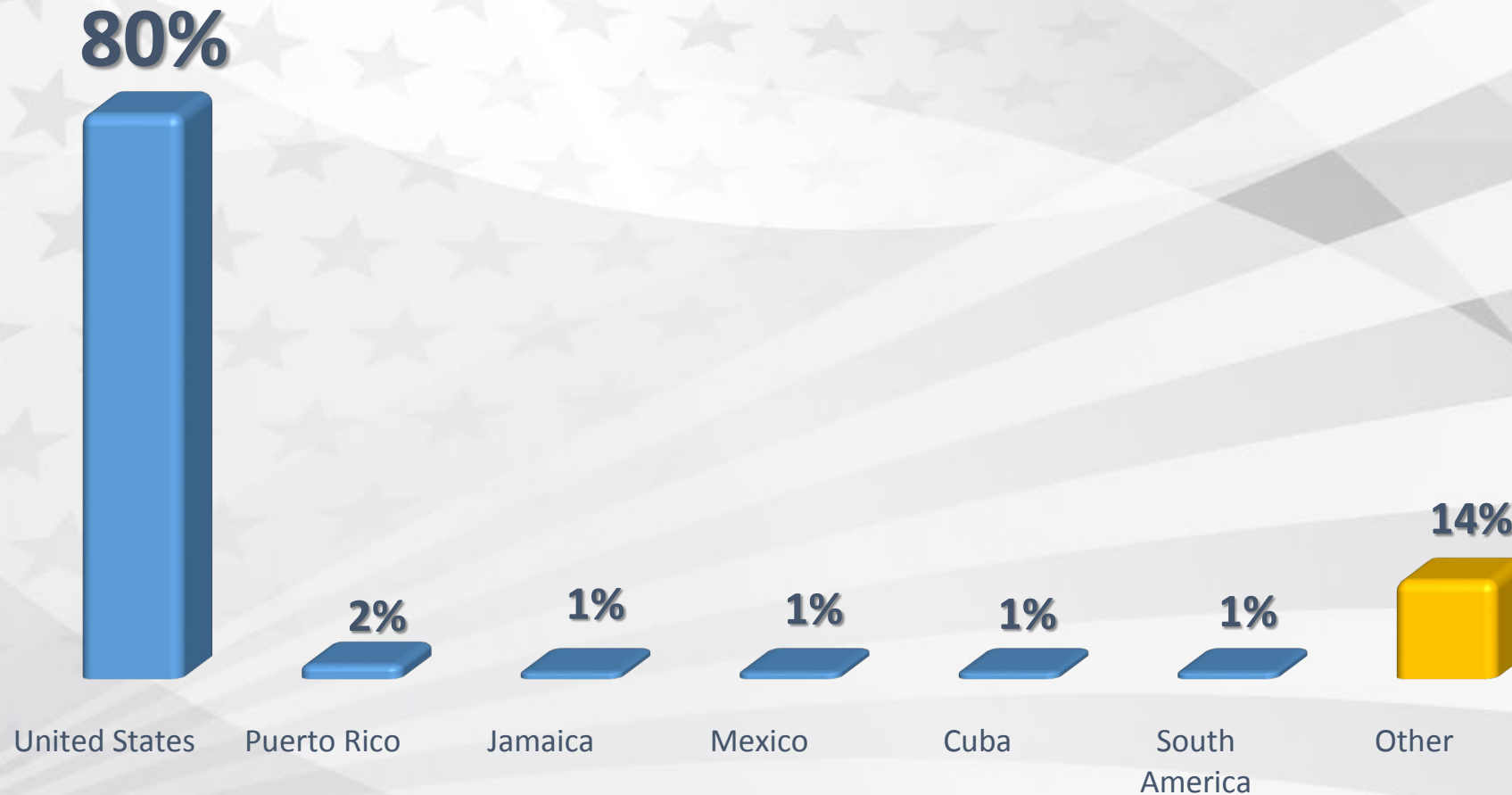


# In what country were you born?

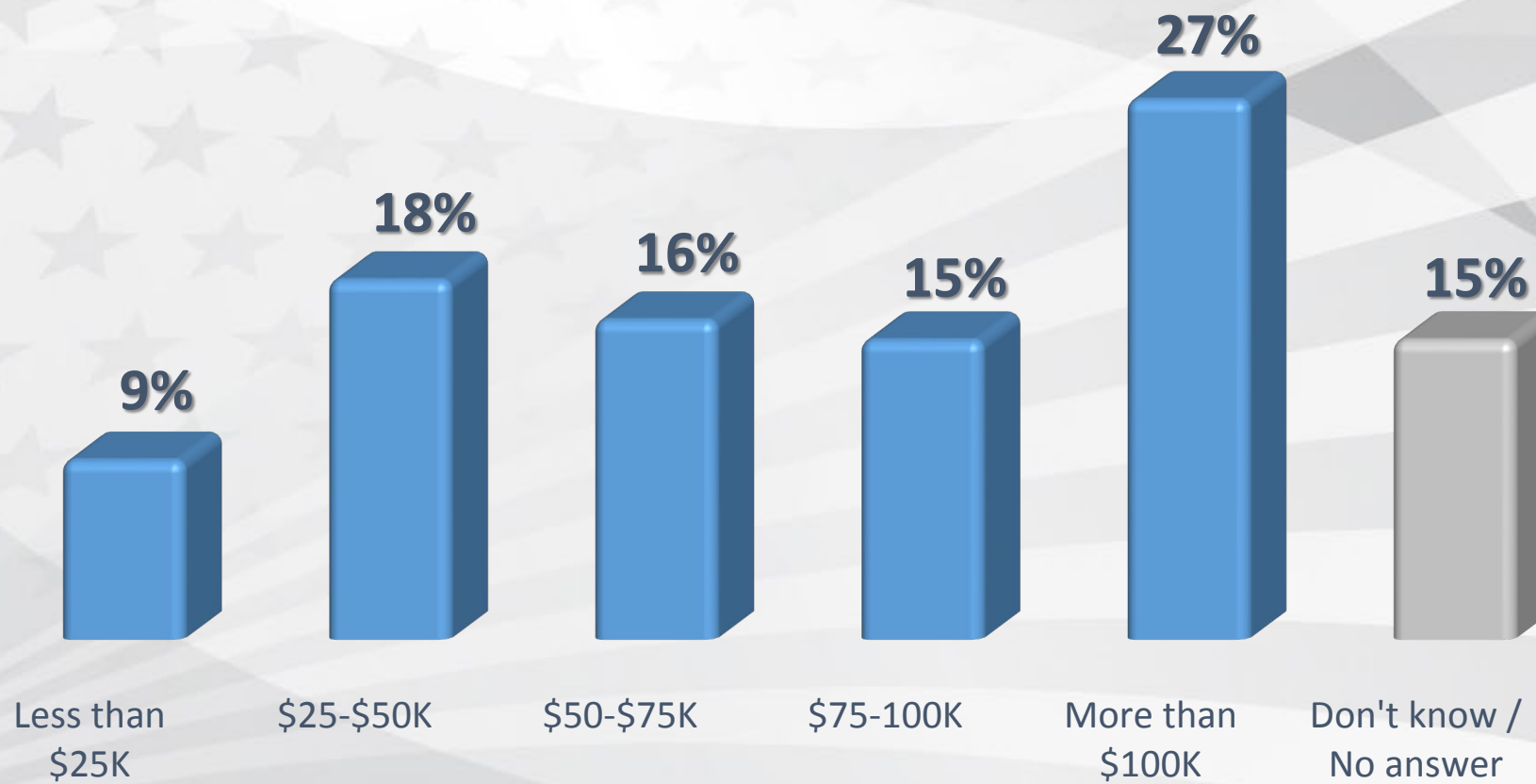




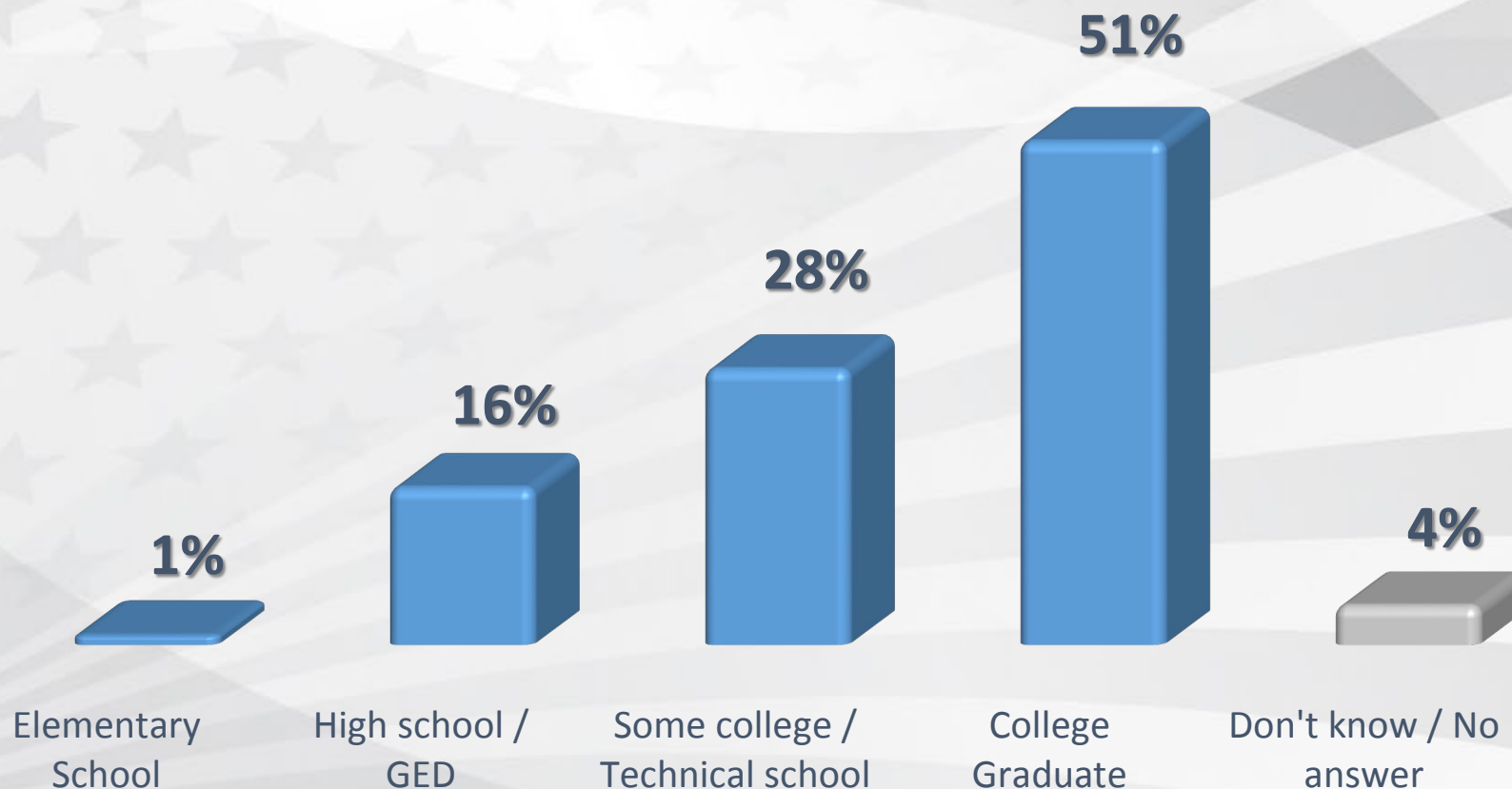
# In what country were most of your parents and grandparents born?



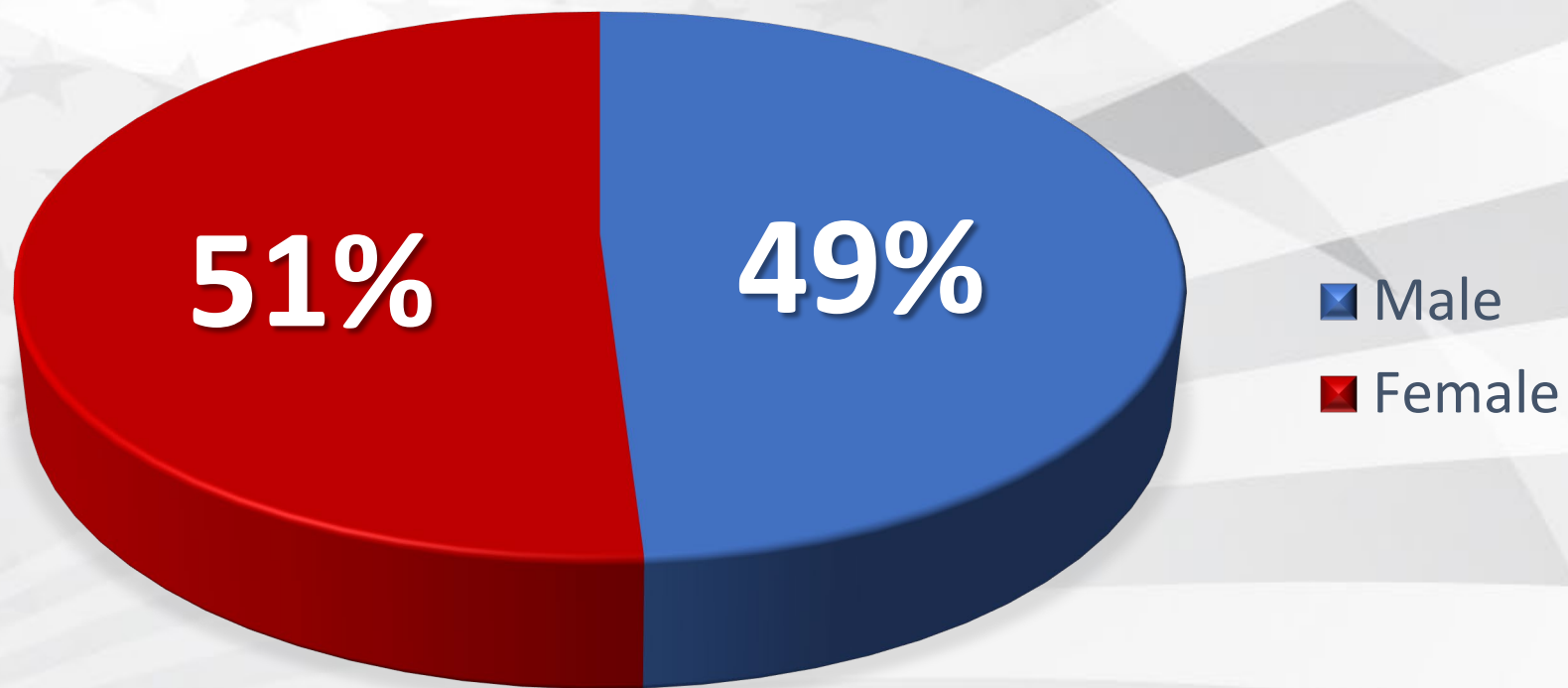
# What would you say is family's annual income before taxes?



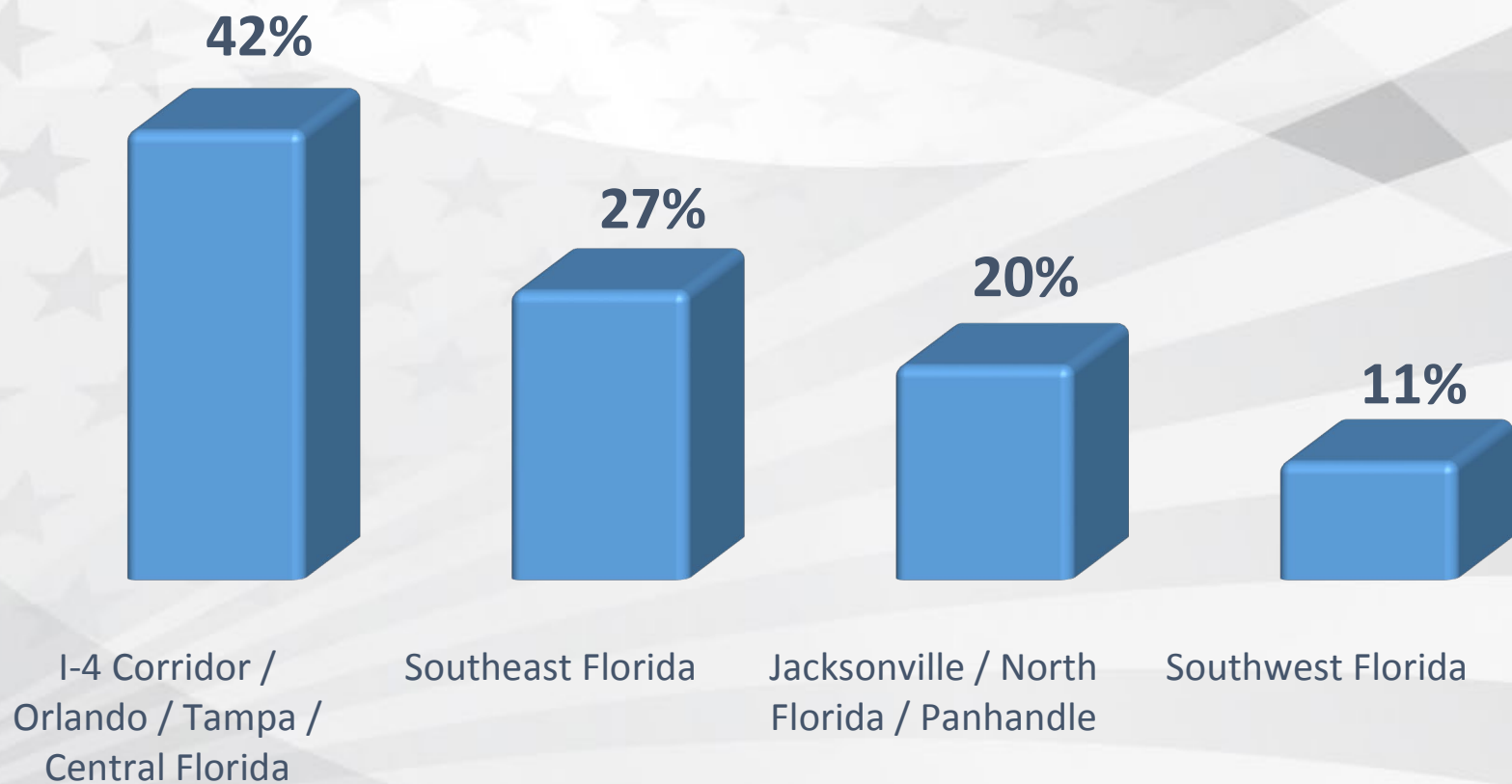
# What is the highest level of education that have you have completed?



# Gender

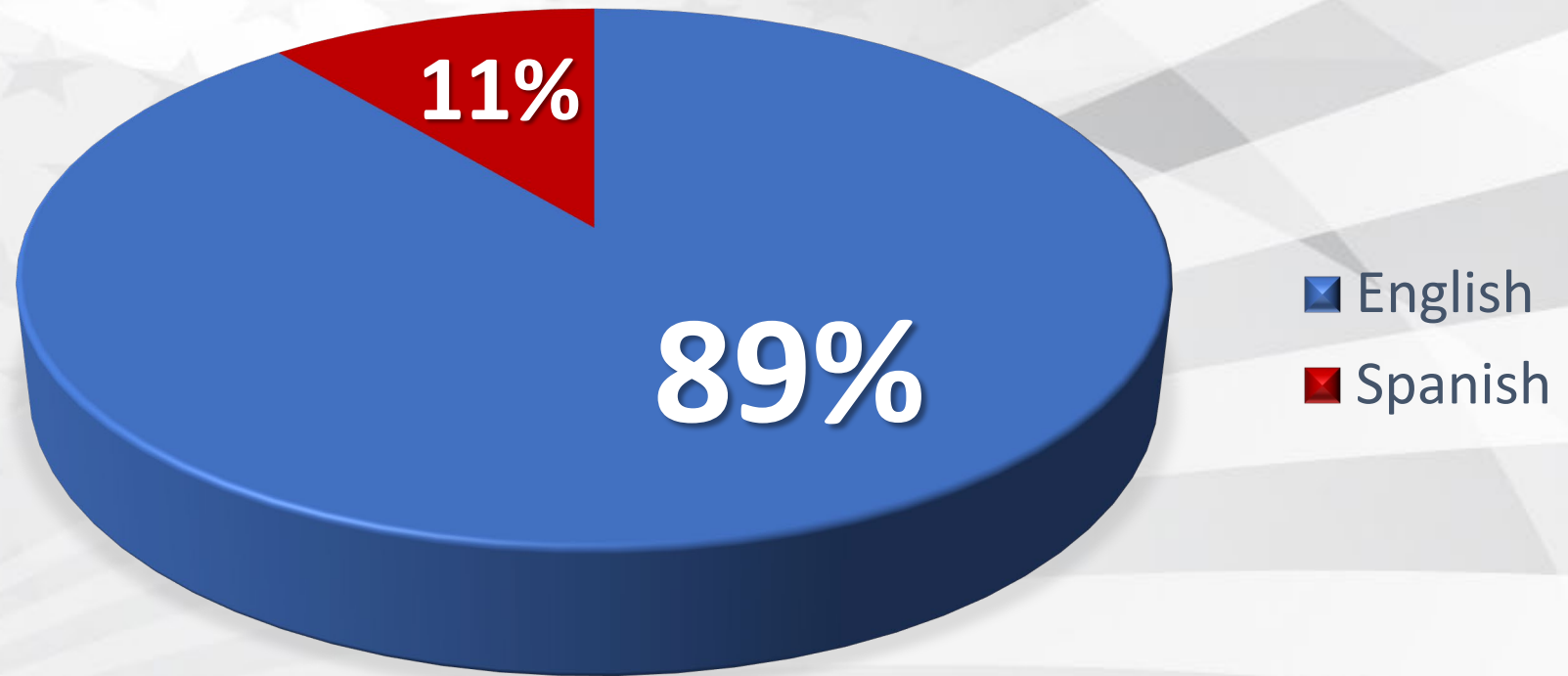


# Region

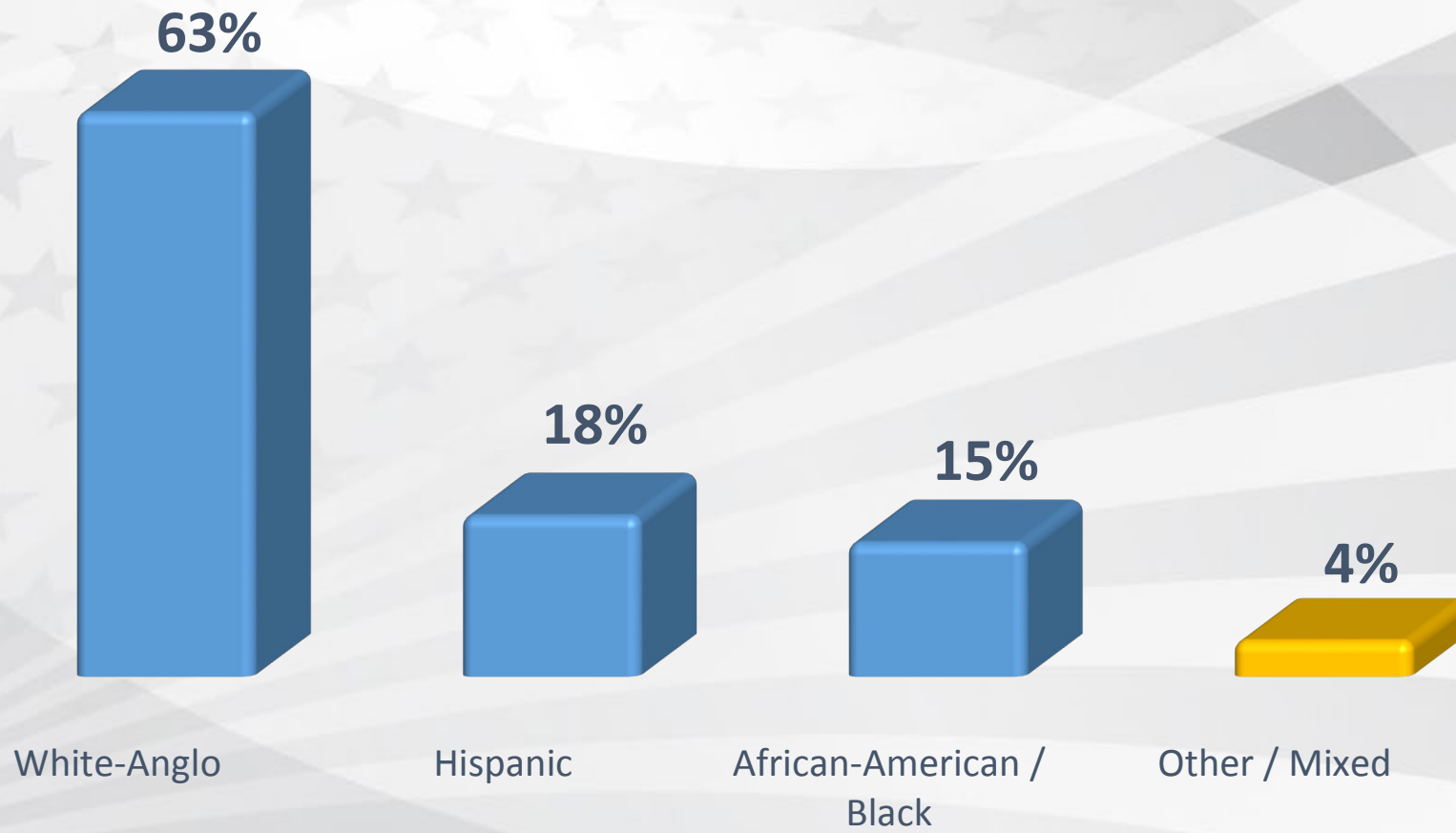




# Language of Interview



# Ethnicity







FOR MORE INFORMATION, CONTACT:

FERNAND AMANDI

PRESIDENT

[FAMANDI@BENDIXENONLINE.COM](mailto:FAMANDI@BENDIXENONLINE.COM)

305.529.9916

**BENDIXEN  
& AMANDI**  
INTERNATIONAL

Research | Strategies | Media



A SURVEY OF FLORIDA VOTERS ONE YEAR BEFORE THE PRESIDENTIAL PRIMARY